

Wire Wound Chip Common Mode Choke Coil – SDCW-U Series

Operating Temp. : -40°C~+85°C



FEATURES

- Winding type realizes small size and low profile
- Prevention of common mode noise at high frequency
- Excellent solderability

APPLICATIONS

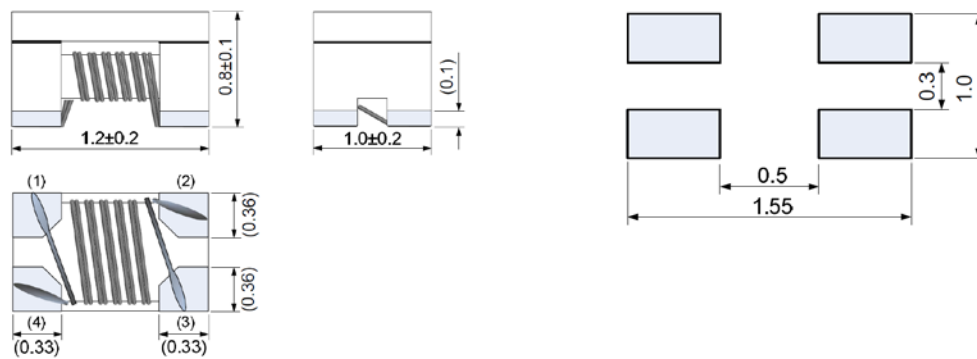
- Super speed differential signal lines for USB3.0.

PRODUCT IDENTIFICATION

<u>SDCW</u> ①		<u>2012</u> ②		<u>U</u> ③	<u>-2</u> ④	<u>-900</u> ⑤	<u>T</u> ⑥	<u>F</u> ⑦																							
<table border="1"> <tr><td colspan="2">Type</td></tr> <tr><td>SDCW</td><td>Winding Type Common Mode Choke Coil</td></tr> </table>		Type		SDCW	Winding Type Common Mode Choke Coil	<table border="1"> <tr><td colspan="2">External Dimensions (LxW) (mm)</td></tr> <tr><td>1210 [0504]</td><td>1.2x1.0</td></tr> <tr><td>2012 [0805]</td><td>2.0x1.2</td></tr> </table>		External Dimensions (LxW) (mm)		1210 [0504]	1.2x1.0	2012 [0805]	2.0x1.2	<table border="1"> <tr><td colspan="2">Code</td></tr> <tr><td>U</td><td>For Super Speed Differential Signal Lines</td></tr> </table>		Code		U	For Super Speed Differential Signal Lines	<table border="1"> <tr><td colspan="2">Number of Lines</td></tr> <tr><td colspan="2">2</td></tr> </table>		Number of Lines		2		<table border="1"> <tr><td colspan="2">Hazardous Substance Free Products</td></tr> <tr><td colspan="2">F</td></tr> </table>		Hazardous Substance Free Products		F	
Type																															
SDCW	Winding Type Common Mode Choke Coil																														
External Dimensions (LxW) (mm)																															
1210 [0504]	1.2x1.0																														
2012 [0805]	2.0x1.2																														
Code																															
U	For Super Speed Differential Signal Lines																														
Number of Lines																															
2																															
Hazardous Substance Free Products																															
F																															
<table border="1"> <tr><td colspan="2">Impedance</td></tr> <tr><td>Example</td><td>Nominal Value</td></tr> <tr><td>900</td><td>90Ω</td></tr> </table>		Impedance		Example	Nominal Value	900	90Ω	<table border="1"> <tr><td colspan="2">Packing</td></tr> <tr><td>T</td><td>Tape & Reel</td></tr> </table>		Packing		T	Tape & Reel																		
Impedance																															
Example	Nominal Value																														
900	90Ω																														
Packing																															
T	Tape & Reel																														

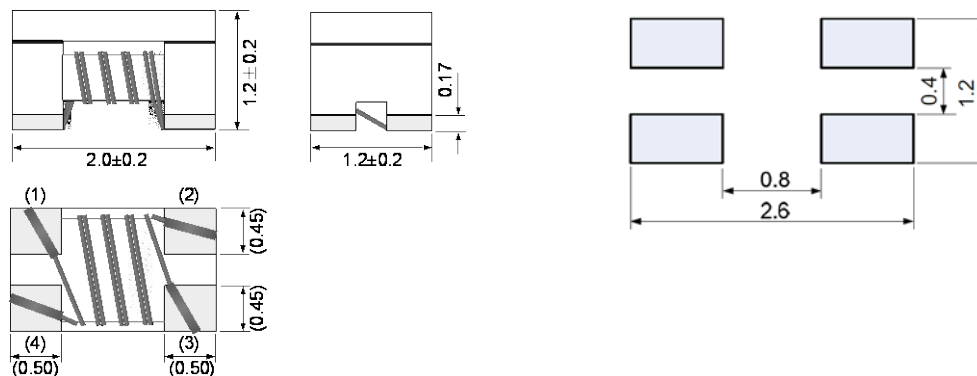
SHAPE AND DIMENSIONS

SDCW1210U TYPE



Unit: mm

SDCW2012U TYPE



Unit: mm

SPECIFICATIONS

SDCW1210U TYPE

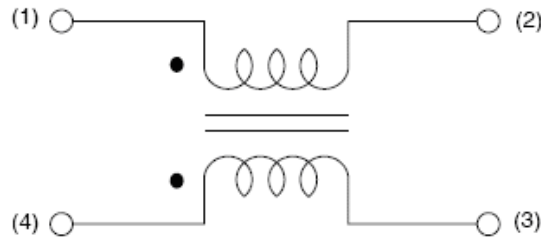
Part Number	Common Mode Impedance @100MHz	Max. DC Resistance	Max. Rated Current	Rated Voltage	Min. Insulation Resistance
Units	Ω	Ω	mA	Volts	M Ω
Symbol	Z	DCR	I _r	V _{DC}	IR
SDCW1210U-2-140TF	14±25%	0.12	600	20	10
SDCW1210U-2-600TF	60±25%	0.40	300	20	10
SDCW1210U-2-900TF	90±25%	0.50	280	20	10

SDCW2012U TYPE

Part Number	Common Mode Impedance @100MHz	Max. DC Resistance	Max. Rated Current	Rated Voltage	Min. Insulation Resistance
Units	Ω	Ω	mA	Volts	M Ω
Symbol	Z	DCR	I _r	V _{DC}	IR
SDCW2012U-2-900TF	90±25%	0.40	280	20	10

※: Products with other electrical characteristics can be provided upon customer's request. Please contact your local sales.

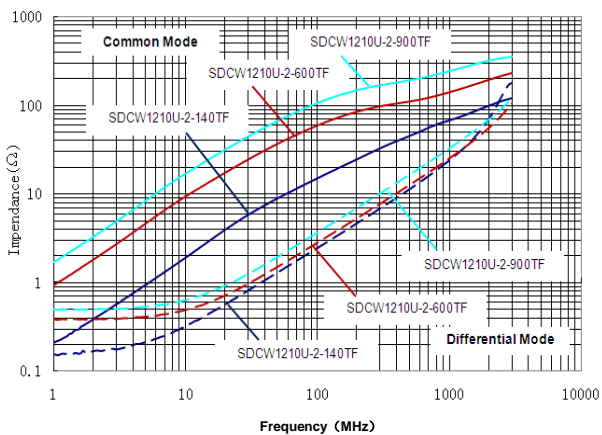
EQUIVALENT CIRCUIT



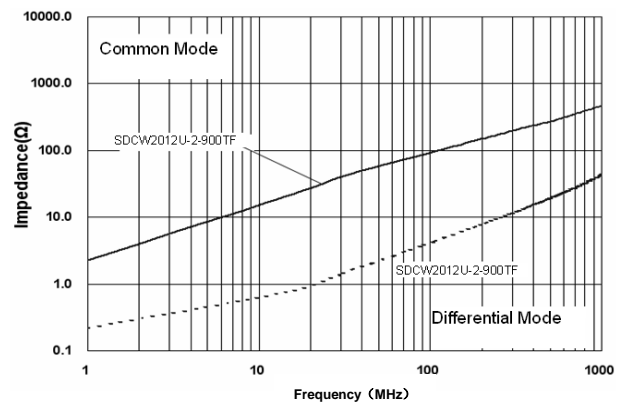
TYPICAL ELECTRICAL CHARACTERISTICS

Impedance vs. Frequency

SDCW1210U TYPE



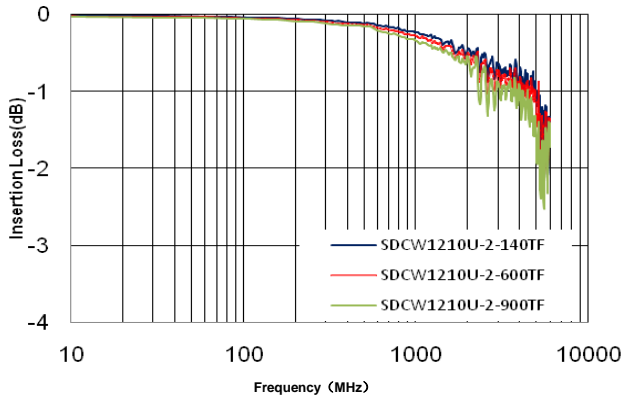
SDCW2012U TYPE



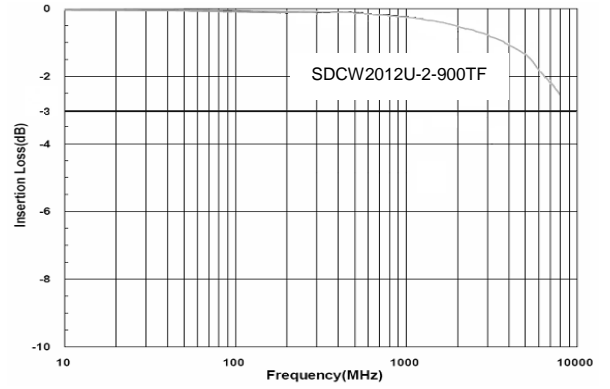
TYPICAL ELECTRICAL CHARACTERISTICS

Insertion Loss

SDCW1210U TYPE

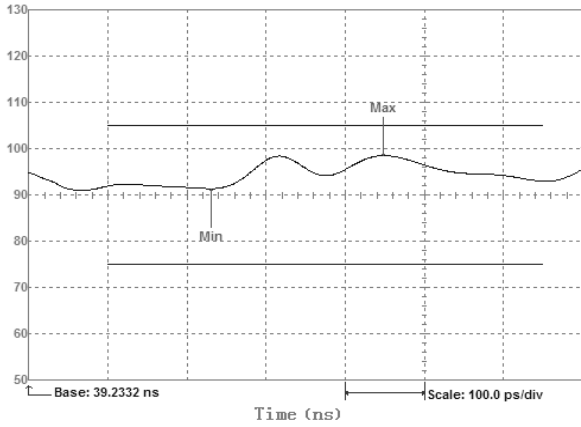


SDCW2012U TYPE



Differential Mode Impedance Characteristics

SDCW2012U-2-900TF



Eye Diagram in USB3.0

SDCW2012U-2-900TF

