

# Multilayer Chip Power Inductor – MPH Series



Operating Temp. : -55°C~+125°C (Including self-heating)

## FEATURES

- Higher DC bias current and lower DC resistance due to trench technology
- Low profile and thin thickness
- Monolithic structure for high reliability
- Excellent solderability and high heat resistance
- No cross coupling due to magnetic shield

## APPLICATIONS

- DC-DC converter circuits for mobile phones, wearable devices, DVCs, HDDs, etc.

## PRODUCT IDENTIFICATION

**MPH**      **201210**      **S**      **R47**      **M**      **I**

①                      ②                      ③                      ④                      ⑤                      ⑥

①

Type	
MPH	Chip Power Inductor

②

External Dimensions (LxWxH) (mm)	
160805	1.6x0.8x0.55
160809	1.6x0.8x0.95
201205	2.0x1.25x0.55
201206	2.0x1.25x0.6
201210	2.0x1.25x1.0
201214	2.0x1.2x1.4
201610	2.0x1.6x1.0
201612	2.0x1.6x1.2
252010	2.5x2.0x1.0
252012	2.5x2.0x1.2

③

Feature Type	
S	Standard
U	Ultra Low Rdc
H	High Saturation Current
C	Inner Core

④

Nominal Inductance	
Example	Nominal Value
R47	0.47μH
4R7	4.7μH

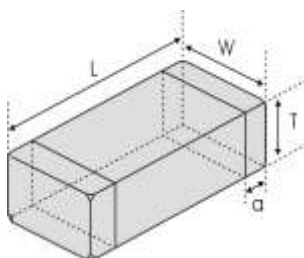
⑤

Inductance Tolerance	
M	±20%
N	±30%

⑥

Packing	
T	Tape & Reel

## SHAPE AND DIMENSIONS

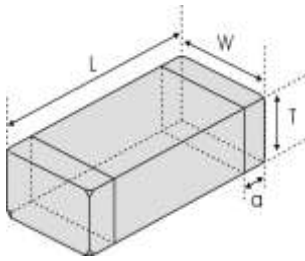


Unit: mm [inch]

Type	L	W	T	a
160805	1.60±0.15 [.063±.006]	0.8±0.15 [.031±.006]	0.5±0.05 [.020±.002]	0.3±0.2 [.012±.008]
160809	1.60±0.15 [.063±.006]	0.8±0.15 [.031±.006]	0.8±0.15 [.031±.006]	0.3±0.2 [.012±.008]
201205	2.0(+0.3, -0.1) [.079(+.012, -.004)]	1.25±0.2 [.049±.008]	0.5±0.05 [.020±.004]	0.5±0.3 [.020±.012]

## SHAPE AND DIMENSIONS

Unit: mm [inch]



Type	L	W	T	a
201206	2.0(+0.3,-0.1) [.079(+.012, -.004)]	1.25±0.2 [.049±.008]	0.5±0.1 [.020±.004]	0.5±0.3 [.020±.012]
201210	2.0 (+0.3,-0.1) [.079(+.012, -.004)]	1.25±0.2 [.049±.008]	0.9±0.1 [.035±.004]	0.5±0.3 [.020±.012]
201214	2.0(+0.3,-0.1) [.079(+.012, -.004)]	1.25±0.2 [.049±.008]	1.2±0.2 [.047±.008]	0.5±0.3 [.020±.012]
201610	2.0(+0.3,-0.1) [.079(+.012, -.004)]	1.6±0.2 [.063±.008]	0.9±0.1 [.035±.004]	0.5±0.3 [.020±.012]
201612	2.0(+0.3,-0.1) [.079(+.012, -.004)]	1.6±0.2 [.063±.008]	1.1±0.1 [.043±.004]	0.5±0.3 [.020±.012]
252010	2.5±0.2 [.098±.008]	2.0(+0.3,-0.1) [.079(+.012, -.004)]	0.9±0.1 [.035±.004]	0.5±0.3 [.020±.012]
252012	2.5±0.2 [.098±.008]	2.0(+0.3,-0.1) [.079(+.012, -.004)]	1.1±0.1 [0.43±.004]	0.5±0.3 [.020±.012]

## SPECIFICATION

### MPH1608 TYPE

Part Number	Inductance	L Test Freq.	DC Resistance		Min. Self-resonant Frequency	Saturation Current Typ.		Heat Rating Current Max.	Thickness
Units	μH	MHz	Ω		MHz	A		A	mm [inch]
Symbol	L	Freq.	DCR		S.R.F	Isat		I <sub>rms</sub>	T
			Max.	Typ.		Max.	Typ.		
MPH160805SR22□T	0.22	1	0.15	0.12	180	1.20	1.45	1.20	0.5±0.05 [.020±.002]
MPH160805SR33□T	0.33	1	0.20	0.16	140	1.10	1.35	1.10	
MPH160805SR47□T	0.47	1	0.23	0.18	120	0.85	1.05	1.15	
MPH160805SR68□T	0.68	1	0.28	0.22	100	0.65	0.80	0.90	
MPH160805S1R0□T	1.0	1	0.40	0.32	90	0.58	0.70	0.80	
MPH160805S1R5□T	1.5	1	0.475	0.380	80	0.3	0.4	0.65	
MPH160805S2R2□T	2.2	1	0.525	0.420	60	0.18	0.25	0.6	0.55±0.10 [.022±.004]
MPH160806S1R0□T	1.0	1	0.28	0.22	90	0.50	0.70	1.00	
MPH160806S2R2□T	2.2	1	0.50	0.40	30	0.20	0.30	0.65	
MPH160809SR22□T	0.22	1	0.13	0.10	200	1.35	1.60	1.25	0.8±0.15 [.031±.006]
MPH160809SR33□T	0.33	1	0.16	0.13	190	1.25	1.50	1.20	
MPH160809SR47□T	0.47	1	0.19	0.15	180	1.00	1.20	1.10	
MPH160809SR68□T	0.68	1	0.23	0.18	160	0.95	1.10	1.15	
MPH160809S1R0□T	1.0	1	0.25	0.20	125	0.65	0.80	1.00	
MPH160809S1R5□T	1.5	1	0.29	0.23	100	0.42	0.50	0.90	
MPH160809S1R8□T	1.8	1	0.325	0.26	100	0.3	0.5	0.8	
MPH160809S2R2□T	2.2	1	0.38	0.30	80	0.25	0.30	0.85	
MPH160809S2R7□T	2.7	1	0.43	0.34	90	0.18	0.22	0.75	
MPH160809S3R3□T	3.3	1	0.50	0.50	100	0.13	0.15	0.70	
MPH160809S4R7□T	4.7	1	0.50	0.40	65	0.07	0.08	0.70	
MPH160809S6R8□T	6.8	1	0.7	0.56	45	0.13	0.15	0.5	
MPH160809S100□T	10	1	0.468	0.36	35	0.06	0.08	0.5	

# SPECIFICATION

## MPH2012 TYPE

Part Number	Inductance	L Test Freq.	DC Resistance		Min. Self-resonant Frequency	Saturation Current Typ.		Heat Rating Current Max.	Thickness
Units	μH	MHz	Ω		MHz	A		A	mm [inch]
Symbol	L	Freq.	DCR		S.R.F	Isat		Irms	T
			Max.	Typ.		Max.	Typ.		
MPH201205SR54□T	0.54	1	0.15	0.12	120	0.95	1.10	1.20	0.5±0.05
MPH201205S1R0□T	1.0	1	0.23	0.18	40	0.70	0.90	0.90	[.020±.002]
MPH201206SR22□T	0.22	1	0.08	0.07	100	1.20	1.45	1.60	0.5±0.1 [.020±.004]
MPH201206SR33□T	0.33	1	0.13	0.10	90	1.20	1.35	1.20	
MPH201206SR47□T	0.47	1	0.15	0.12	80	1.10	1.30	1.10	
MPH201206S1R0□T	1.0	1	0.24	0.19	40	0.60	0.70	0.80	
MPH201206S1R5□T	1.5	1	0.33	0.26	35	0.43	0.50	0.70	
MPH201206S2R2□T	2.2	1	0.40	0.32	30	0.30	0.35	0.60	
MPH201209S1R0□T	1.0	1	0.15	0.12	60	0.80	1.05	1.30	0.8±0.1 [.031±.004]
MPH201209S1R5□T	1.5	1	0.20	0.16	50	0.50	0.70	1.10	
MPH201209S2R2□T	2.2	1	0.23	0.18	40	0.25	0.28	1.00	
MPH201209S3R3□T	3.3	1	0.25	0.20	30	0.18	0.22	0.90	
MPH201209S4R7□T	4.7	1	0.31	0.25	30	0.13	0.15	0.75	0.9±0.1 [.035±.004]
MPH201210SR47□T	0.47	1	0.10	0.08	100	1.00	1.20	1.50	
MPH201210SR56□T	0.56	1	0.14	0.11	70	1.20	1.50	1.30	
MPH201210S1R0□T	1.0	1	0.14	0.11	60	0.95	1.15	1.30	
MPH201210S1R5□T	1.5	1	0.20	0.16	50	0.70	0.80	1.10	
MPH201210S2R2□T	2.2	1	0.25	0.20	40	0.42	0.50	0.90	
MPH201210S2R7□T	2.7	1	0.25	0.20	35	0.35	0.42	0.90	
MPH201210S3R3□T	3.3	1	0.25	0.20	30	0.28	0.35	0.90	
MPH201210S4R7□T	4.7	1	0.31	0.25	30	0.23	0.28	0.80	
MPH201214S2R2□T	2.2	1	0.44	0.35	35	0.60	0.80	0.80	
MPH201214S3R3□T	3.3	1	0.50	0.40	25	0.55	0.63	0.75	
MPH201214S4R7□T	4.7	1	0.50	0.40	20	0.54	0.63	0.75	
MPH201214S6R8□T	6.8	1	0.38	0.30	45	0.21	0.25	1.00	
MPH201214S100□T	10.0	1	0.38	0.30	35	0.11	0.13	1.00	
MPH201214H100□T	10.0	1	0.70	0.56	20	0.20	0.23	0.20	

## MPH2016 TYPE

Part Number	Inductance	L Test Freq.	DC Resistance		Min. Self-resonant Frequency	Saturation Current Typ.		Heat Rating Current Max.	Thickness
Units	μH	MHz	Ω		MHz	A		A	mm [inch]
Symbol	L	Freq.	DCR		S.R.F	Isat		Irms	T
			Max.	Typ.		Max.	Typ.		
MPH201610SR47□T	0.47	1	0.10	0.08	100	1.35	1.60	1.50	0.9±0.1 [.035±.004]
MPH201610S1R0□T	1.0	1	0.11	0.09	70	1.00	1.20	1.40	
MPH201610S1R5□T	1.5	1	0.14	0.11	60	0.60	0.70	1.20	
MPH201610S2R2□T	2.2	1	0.14	0.11	50	0.42	0.50	1.20	
MPH201610S3R3□T	3.3	1	0.15	0.12	40	0.27	0.33	1.20	
MPH201610S4R7□T	4.7	1	0.18	0.14	30	0.18	0.22	1.10	
MPH201612S6R8□T	6.8	1	0.21	0.17	40	0.18	0.22	1.20	1.1±0.1 [.043±.004]
MPH201612S100□T	10.0	1	0.31	0.25	35	0.17	0.20	1.10	

# SPECIFICATION

## MPH2520 TYPE

Part Number	Inductance	L Test Freq.	DC Resistance		Min. Self-resonant Frequency	Saturation Current Typ.		Heat Rating Current Max.	Thickness
Units	μH	MHz	Ω		MHz	A		A	mm [inch]
Symbol	L	Freq.	DCR		S.R.F	Isat		Irms	T
			Max.	Typ.		Max.	Typ.		
MPH252010SR47□	0.47	1	0.05	0.04	105	1.30	1.50	1.80	0.9±0.1 [.035±.004]
MPH252010S1R0□	1.0	1	0.08	0.06	70	1.15	1.40	1.60	
MPH252010S1R5□	1.5	1	0.09	0.07	65	1.00	1.20	1.50	
MPH252010S1R8□	1.8	1	0.10	0.08	60	0.70	0.95	1.30	
MPH252010S2R2□	2.2	1	0.10	0.08	55	0.70	0.85	1.30	
MPH252010S3R3□	3.3	1	0.13	0.10	30	0.38	0.45	1.20	
MPH252010S4R7□	4.7	1	0.14	0.11	25	0.27	0.32	1.10	
MPH252010C2R2□	2.2	1	0.25	0.20	60	1.25	1.50	1.20	
MPH252010C3R3□	3.3	1	0.31	0.25	50	1.00	1.20	1.10	
MPH252010C4R7□	4.7	1	0.48	0.38	35	0.63	0.75	0.90	
MPH252010C6R8□	6.8	1	0.56	0.45	30	0.30	0.35	0.75	
MPH252010C100□	10.0	1	0.63	0.50	25	0.21	0.25	0.70	
MPH252012S4R7□	4.7	1	0.23	0.18	30	0.64	0.75	1.00	
MPH252012C1R0□	1.0	1	0.11	0.09	85	1.75	2.10	2.10	
MPH252012C2R2□	2.2	1	0.31	0.25	50	1.35	1.60	1.10	
MPH252012C3R3□	3.3	1	0.31	0.25	50	1.05	1.25	1.10	
MPH252012C4R7□	4.7	1	0.50	0.40	40	0.68	0.80	0.90	
MPH252012C6R8□	6.8	1	0.63	0.50	30	0.63	0.75	0.80	
MPH252012C100□	10.0	1	0.63	0.50	25	0.42	0.50	0.80	

※ □: Please specify the inductance tolerance code (M=±20%, N=±30%);

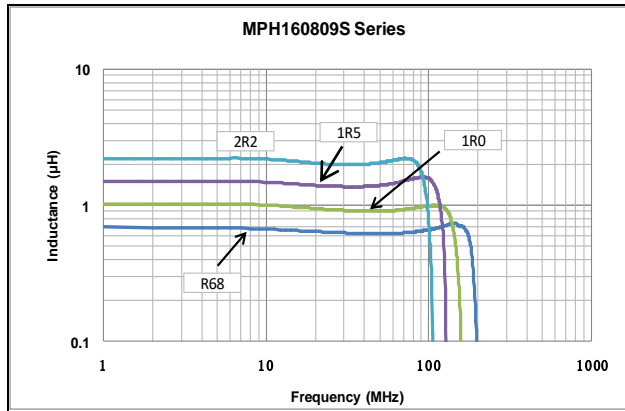
※ Rated current: Isat or Irms, whichever is smaller;

※ Isat: DC current at which the inductance drops approximate 30% from its value without current;

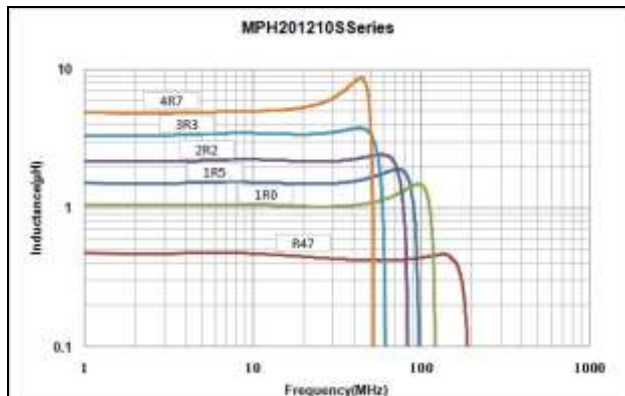
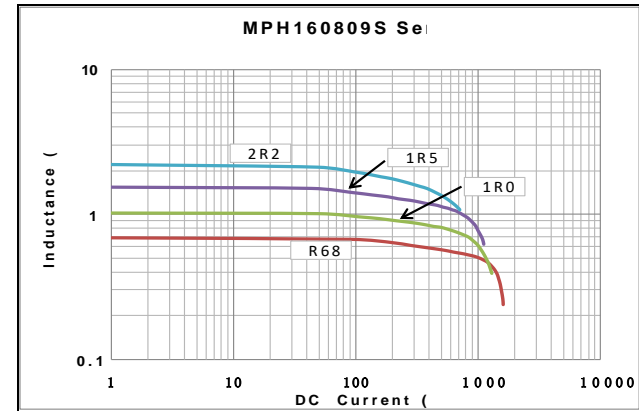
※ Irms : DC current that causes the temperature rise ( $\Delta T = 40^{\circ}\text{C}$ ) from  $20^{\circ}\text{C}$  ambient.

## TYPICAL ELECTRICAL CHARACTERISTICS

Inductance vs. Frequency Characteristics

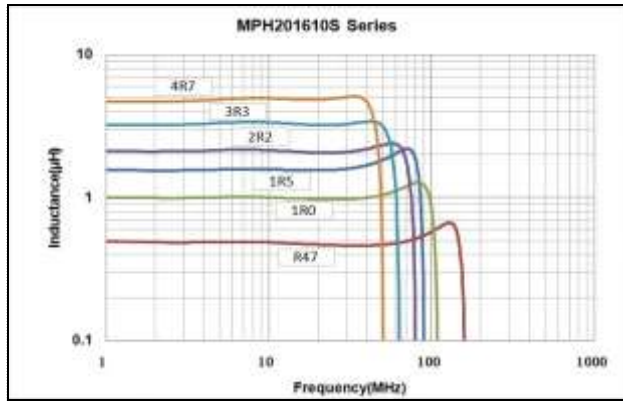


Inductance vs. DC Current Characteristics



# TYPICAL ELECTRICAL CHARACTERISTICS

Inductance vs. Frequency Characteristics



Inductance vs. DC Current Characteristics

